



VIRGINIA PROFILE OF STUDENT SUCCESS

PHI THETA KAPPA MEMBER COMPLETION AND TRANSFER

DEMOGRAPHICS

66%

FEMALE

29

AVERAGE AGE

3.6

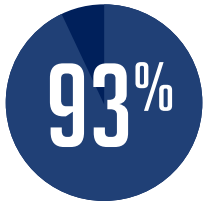
AVERAGE GPA

72%

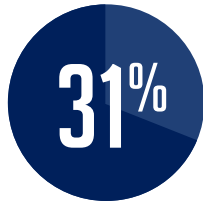
FEDERAL AID
RECIPIENTS

STUDENT SUCCESS

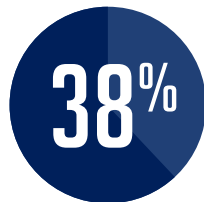
STUDENTS WHO COMPLETE THEIR ASSOCIATE DEGREES
AND/OR TRANSFER TO A FOUR-YEAR COLLEGE



VIRGINIA PTK



VIRGINIA



UNITED STATES

54%

COMPLETE A
BACHELOR'S DEGREE
OR HIGHER

2

AVERAGE NUMBER OF
DEGREES EARNED

\$75,712

AVERAGE MID-LEVEL
SALARY

TOP MAJORS



SCIENCE, TECHNOLOGY,
ENGINEERING, MATH

ANNUAL SALARY: \$89,535



BUSINESS, POLITICAL
SCIENCE, AGRICULTURE

ANNUAL SALARY: \$89,424



NURSING, PHARMACY,
ALL HEALTHCARE

ANNUAL SALARY: \$57,733



ENGLISH, PSYCHOLOGY,
SOCIAL SCIENCES

ANNUAL SALARY: \$78,654



EDUCATION

ANNUAL SALARY: \$62,143

Data sources: Phi Theta Kappa Member Database, National Student Clearinghouse Degree Completion/Transfer Verification, National Student Clearinghouse Current Term Enrollment Report, Bureau of Labor Statistics May 2016 State Occupational Employment and Wage Estimates (Median Salary).