



# VERMONT PROFILE OF STUDENT SUCCESS

## PHI THETA KAPPA MEMBER COMPLETION AND TRANSFER

### DEMOGRAPHICS

61%

FEMALE

31

AVERAGE AGE

3.6

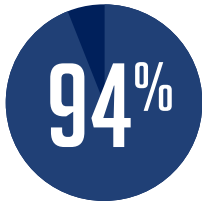
AVERAGE GPA

60%

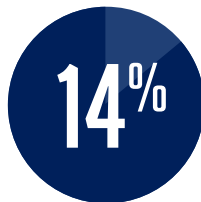
FEDERAL AID  
RECIPIENTS

### STUDENT SUCCESS

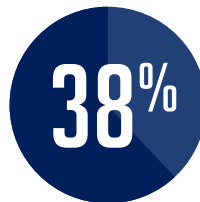
STUDENTS WHO COMPLETE THEIR ASSOCIATE DEGREES  
AND/OR TRANSFER TO A FOUR-YEAR COLLEGE



VERMONT PTK



VERMONT



UNITED STATES

63%

COMPLETE A  
BACHELOR'S DEGREE  
OR HIGHER

2

AVERAGE NUMBER OF  
DEGREES EARNED

\$69,123

AVERAGE MID-LEVEL  
SALARY

### TOP MAJORS

32%

NURSING, PHARMACY,  
ALL HEALTHCARE

ANNUAL SALARY: \$65,441

26%

SCIENCE, TECHNOLOGY,  
ENGINEERING, MATH

ANNUAL SALARY: \$71,640

23%

LIBERAL ARTS

ANNUAL SALARY: \$44,160

9%

BUSINESS, POLITICAL  
SCIENCE, AGRICULTURE

ANNUAL SALARY: \$60,672

7%

ENGLISH, PSYCHOLOGY,  
SOCIAL SCIENCES

ANNUAL SALARY: \$85,082

Data sources: Phi Theta Kappa Member Database, National Student Clearinghouse Degree Completion/Transfer Verification, National Student Clearinghouse Current Term Enrollment Report, Bureau of Labor Statistics May 2016 State Occupational Employment and Wage Estimates (Median Salary).