



UTAH PROFILE OF STUDENT SUCCESS

PHI THETA KAPPA MEMBER COMPLETION AND TRANSFER

DEMOGRAPHICS

58%

FEMALE

29

AVERAGE AGE

3.6

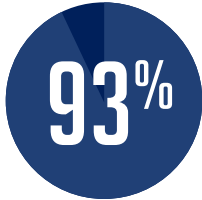
AVERAGE GPA

75%

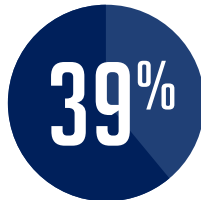
FEDERAL AID
RECIPIENTS

STUDENT SUCCESS

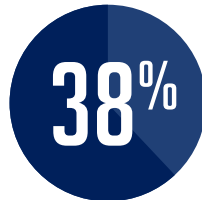
STUDENTS WHO COMPLETE THEIR ASSOCIATE DEGREES
AND/OR TRANSFER TO A FOUR-YEAR COLLEGE



UTAH PTK



UTAH



UNITED STATES

65%

COMPLETE A
BACHELOR'S DEGREE
OR HIGHER

2

AVERAGE NUMBER OF
DEGREES EARNED

\$74,964

AVERAGE MID-LEVEL
SALARY

TOP MAJORS



21%

BUSINESS, POLITICAL
SCIENCE, AGRICULTURE
ANNUAL SALARY: \$82,857



19%

NURSING, PHARMACY,
ALL HEALTHCARE
ANNUAL SALARY: \$72,281



17%

SCIENCE, TECHNOLOGY,
ENGINEERING, MATH
ANNUAL SALARY: \$88,493



14%

ENGLISH, PSYCHOLOGY,
SOCIAL SCIENCES
ANNUAL SALARY: \$86,340



7%

EDUCATION
ANNUAL SALARY: \$58,305

Data sources: Phi Theta Kappa Member Database, National Student Clearinghouse Degree Completion/Transfer Verification, National Student Clearinghouse Current Term Enrollment Report, Bureau of Labor Statistics May 2016 State Occupational Employment and Wage Estimates (Median Salary).