



TENNESSEE PROFILE OF STUDENT SUCCESS

PHI THETA KAPPA MEMBER COMPLETION AND TRANSFER

DEMOGRAPHICS

68%

FEMALE

27

AVERAGE AGE

3.5

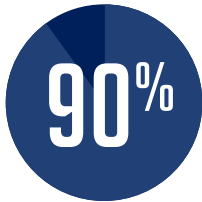
AVERAGE GPA

70%

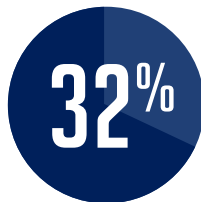
FEDERAL AID
RECIPIENTS

STUDENT SUCCESS

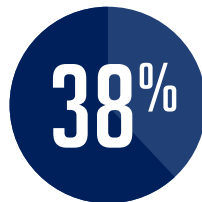
STUDENTS WHO COMPLETE THEIR ASSOCIATE DEGREES
AND/OR TRANSFER TO A FOUR-YEAR COLLEGE



TENNESSEE PTK



TENNESSEE



UNITED STATES

56%

COMPLETE A
BACHELOR'S DEGREE
OR HIGHER

2

AVERAGE NUMBER OF
DEGREES EARNED

\$56,961

AVERAGE MID-LEVEL
SALARY

TOP MAJORS



LIBERAL ARTS

ANNUAL SALARY: \$39,180



BUSINESS, POLITICAL
SCIENCE, AGRICULTURE

ANNUAL SALARY: \$71,182



SCIENCE, TECHNOLOGY,
ENGINEERING, MATH

ANNUAL SALARY: \$75,939



NURSING, PHARMACY,
ALL HEALTHCARE

ANNUAL SALARY: \$66,079



ENGLISH, PSYCHOLOGY,
SOCIAL SCIENCES

ANNUAL SALARY: \$67,060

Data sources: Phi Theta Kappa Member Database, National Student Clearinghouse Degree Completion/Transfer Verification, National Student Clearinghouse Current Term Enrollment Report, Bureau of Labor Statistics May 2016 State Occupational Employment and Wage Estimates (Median Salary).