



NEVADA PROFILE OF STUDENT SUCCESS

PHI THETA KAPPA MEMBER COMPLETION AND TRANSFER

DEMOGRAPHICS

67%

FEMALE

30

AVERAGE AGE

3.5

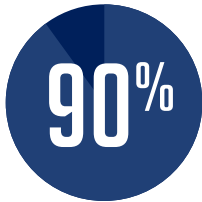
AVERAGE GPA

74%

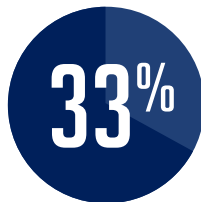
FEDERAL AID
RECIPIENTS

STUDENT SUCCESS

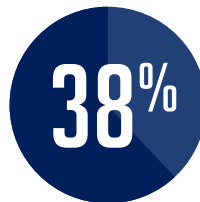
STUDENTS WHO COMPLETE THEIR ASSOCIATE DEGREES
AND/OR TRANSFER TO A FOUR-YEAR COLLEGE



NEVADA PTK



NEVADA



UNITED STATES

45%

COMPLETE A
BACHELOR'S DEGREE
OR HIGHER

2

AVERAGE NUMBER OF
DEGREES EARNED

\$65,195

AVERAGE MID-LEVEL
SALARY

TOP MAJORS



BUSINESS, POLITICAL
SCIENCE, AGRICULTURE
ANNUAL SALARY: \$76,101



ENGLISH, PSYCHOLOGY,
SOCIAL SCIENCES
ANNUAL SALARY: \$79,883



SCIENCE, TECHNOLOGY,
ENGINEERING, MATH
ANNUAL SALARY: \$74,055



ARTS, ALL OTHER
ANNUAL SALARY: \$41,042



NURSING, PHARMACY,
ALL HEALTHCARE
ANNUAL SALARY: \$78,130

Data sources: Phi Theta Kappa Member Database, National Student Clearinghouse Degree Completion/Transfer Verification, National Student Clearinghouse Current Term Enrollment Report, Bureau of Labor Statistics May 2016 State Occupational Employment and Wage Estimates (Median Salary).