



NEBRASKA PROFILE OF STUDENT SUCCESS

PHI THETA KAPPA MEMBER COMPLETION AND TRANSFER

DEMOGRAPHICS

65%

FEMALE

29

AVERAGE AGE

3.6

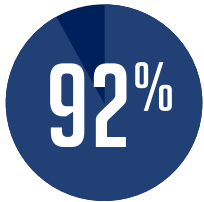
AVERAGE GPA

49%

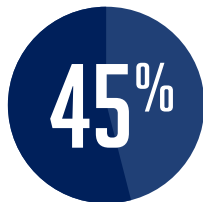
FEDERAL AID
RECIPIENTS

STUDENT SUCCESS

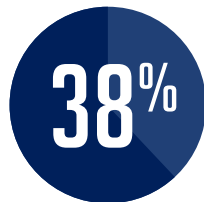
STUDENTS WHO COMPLETE THEIR ASSOCIATE DEGREES
AND/OR TRANSFER TO A FOUR-YEAR COLLEGE



NEBRASKA PTK



NEBRASKA



UNITED STATES

50%

COMPLETE A
BACHELOR'S DEGREE
OR HIGHER

2

AVERAGE NUMBER OF
DEGREES EARNED

\$69,144

AVERAGE MID-LEVEL
SALARY

TOP MAJORS



BUSINESS, POLITICAL
SCIENCE, AGRICULTURE
ANNUAL SALARY: \$83,254



NURSING, PHARMACY,
ALL HEALTHCARE
ANNUAL SALARY: \$63,515



SCIENCE, TECHNOLOGY,
ENGINEERING, MATH
ANNUAL SALARY: \$83,783



LIBERAL ARTS
ANNUAL SALARY: \$48,870



EDUCATION
ANNUAL SALARY: \$58,926

Data sources: Phi Theta Kappa Member Database, National Student Clearinghouse Degree Completion/Transfer Verification, National Student Clearinghouse Current Term Enrollment Report, Bureau of Labor Statistics May 2016 State Occupational Employment and Wage Estimates (Median Salary).