



# MARYLAND PROFILE OF STUDENT SUCCESS

## PHI THETA KAPPA MEMBER COMPLETION AND TRANSFER

### DEMOGRAPHICS

67%

FEMALE

29

AVERAGE AGE

3.5

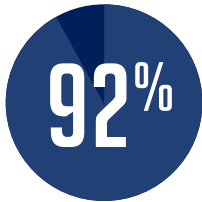
AVERAGE GPA

59%

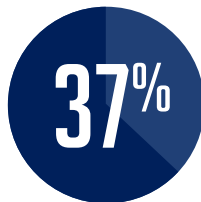
FEDERAL AID  
RECIPIENTS

### STUDENT SUCCESS

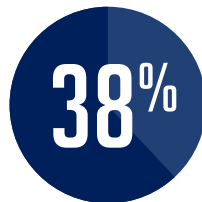
STUDENTS WHO COMPLETE THEIR ASSOCIATE DEGREES  
AND/OR TRANSFER TO A FOUR-YEAR COLLEGE



MARYLAND PTK



MARYLAND



UNITED STATES

60%

COMPLETE A  
BACHELOR'S DEGREE  
OR HIGHER

2

AVERAGE NUMBER OF  
DEGREES EARNED

\$79,308

AVERAGE MID-LEVEL  
SALARY

### TOP MAJORS



23%

BUSINESS, POLITICAL  
SCIENCE, AGRICULTURE

ANNUAL SALARY: \$86,193



21%

ENGLISH, PSYCHOLOGY,  
SOCIAL SCIENCES

ANNUAL SALARY: \$87,542



17%

NURSING, PHARMACY,  
ALL HEALTHCARE

ANNUAL SALARY: \$70,130



16%

SCIENCE, TECHNOLOGY,  
ENGINEERING, MATH

ANNUAL SALARY: \$96,618



9%

LIBERAL ARTS

ANNUAL SALARY: \$64,400

Data sources: Phi Theta Kappa Member Database, National Student Clearinghouse Degree Completion/Transfer Verification, National Student Clearinghouse Current Term Enrollment Report, Bureau of Labor Statistics May 2016 State Occupational Employment and Wage Estimates (Median Salary).