



ILLINOIS PROFILE OF STUDENT SUCCESS

PHI THETA KAPPA MEMBER COMPLETION AND TRANSFER

DEMOGRAPHICS

66%

FEMALE

27

AVERAGE AGE

3.6

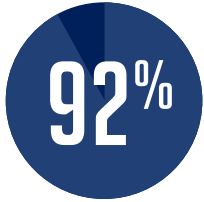
AVERAGE GPA

61%

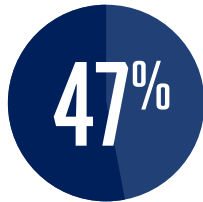
FEDERAL AID
RECIPIENTS

STUDENT SUCCESS

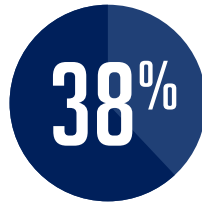
STUDENTS WHO COMPLETE THEIR ASSOCIATE DEGREES
AND/OR TRANSFER TO A FOUR-YEAR COLLEGE



ILLINOIS PTK



ILLINOIS



UNITED STATES

58%

COMPLETE A
BACHELOR'S DEGREE
OR HIGHER

2

AVERAGE NUMBER OF
DEGREES EARNED

\$75,576

AVERAGE MID-LEVEL
SALARY

TOP MAJORS



NURSING, PHARMACY,
ALL HEALTHCARE

ANNUAL SALARY: \$64,703



BUSINESS, POLITICAL
SCIENCE, AGRICULTURE

ANNUAL SALARY: \$82,709



SCIENCE, TECHNOLOGY,
ENGINEERING, MATH

ANNUAL SALARY: \$93,923



ENGLISH, PSYCHOLOGY,
SOCIAL SCIENCES

ANNUAL SALARY: \$77,809



ARTS, ALL OTHER

ANNUAL SALARY: \$69,042

Data sources: Phi Theta Kappa Member Database, National Student Clearinghouse Degree Completion/Transfer Verification, National Student Clearinghouse Current Term Enrollment Report, Bureau of Labor Statistics May 2016 State Occupational Employment and Wage Estimates (Median Salary).